

2027 WINTER CONFERENCE ON BRAIN RESEARCH



PANEL, SHORT COURSE, WORKSHOP AND POSTER SUBMISSIONS

PANEL & SHORT COURSE/PERSPECTIVE DEADLINE: Tuesday, September 15, 2026

POSTER DEADLINE: Tuesday, October 13, 2026

Submission and Presentation Guidelines

All Winter Brain proposals are evaluated for quality by the Program Committee. Please [click here](#) for examples of translational, methods, and scientific abstracts in the preferred Winter Brain format. Space is limited.

- **Panels, Short Courses, Workshops– *Deadline: September 15, 2026***

Panels should have a cohesive theme and cover a cutting-edge aspect of Neuroscience. Presentations that span multiple levels of analysis and/or have translational themes are highly encouraged. Durations are 1.5 or 2 hours. Each panel must have a chair and a minimum of 3 speakers. 1.5-hour panels typically consist of 3-4 speakers. 2-hour panels typically consist of 4 speakers, but can include up to 6. A co-chair is optional.

Short Courses should introduce a topic or technique to non-experts, addressing its foundations, strengths, and limitations. There should be ample time for questions, and opportunities for hands on participation are encouraged. They are 1.5 hours with 3-4 speakers.

Perspectives are intended to bring people in a field together to discuss and debate ideas and findings. Brief slide presentations (1-5 slides per panelist) and audience participation should be encouraged by panelists. They are typically 1.5 hours with at least 4 panelists.

Please see **Page 2** for detailed instructions on how to use the submission website. Multiple presenters from the same institution should not be in the same panel unless there are special circumstances justified by the science. This must be explained in the submission. Once a proposal is accepted, speaker changes must be approved by the Program Chair.

Panel, Short Course, Perspective Chairs* - You will create an overall session proposal. ***If you are also speaking in the panel, you must also add yourself as a PRESENTER.**

- This proposal includes:
 - **Overall panel title**
 - **Theme(s)**
 - **Presenter names and emails**
 - **Overall panel abstract (2000-character limit)**
 - **3-5 keywords that are highly relevant to the panel topic (to help facilitate review and avoid scheduling overlap)**
 - Diversity statement (Diversity takes many forms: race, ethnicity, gender, sexual orientation, nationality, disability status, professional seniority, type of home institution, scientific background, financial background, educational background, etc. Diversity can also refer to multiple levels of analysis and including basic, clinical, and translational research approaches in a panel proposal)

- Your participants will receive a notification to provide their presentation title and complete their financial disclosure once they have been added to the proposal. Your session proposal is not complete until all participants have submitted their title and disclosure. It is your responsibility as Chair to confirm these tasks are completed before the deadline.
- **Panel, Short Course, and Perspectives Participants** - Please login and submit your presentation title and full disclosure when notified. Please do not start a new panel submission.
- **Poster Submissions – *Deadline: October 13, 2026***
Poster abstracts must be submitted by the presenting author. Poster submission website instructions are below.
 - This proposal includes:
 - **Title**
 - **Theme(s)**
 - **Abstract (2000-character limit)**
 - **Co-authors full names, affiliations, emails**
 - Diversity statement (Diversity takes many forms: race, ethnicity, gender, sexual orientation, nationality, disability status, professional seniority, type of home institution, scientific background, financial background, educational background, etc. Diversity can also refer to multiple levels of analysis and including basic, clinical, and translational research approaches)
 - Financial disclosure
 - There will be a special poster session on Wednesday for the highest ranked poster abstracts by junior investigators. These posters may be eligible for awards given at the Thursday banquet, therefore, please plan to attend the banquet. *Please note:* Poster Awards are different from the Poster Travel Fellows. Poster Awards are made based on judging during the Wednesday evening poster session, whereas Poster Travel Fellowships are made based on applications submitted on this site by the Travel Fellows deadline (September 15).

Winter Brain panels and posters are for educational purposes only. The use of any advertising, trade names, or product-group message association is prohibited; this rule will be strictly enforced.

Should you have any questions, please contact the Executive Office at info@winterbrain.org or call 615-324-2365.

SUBMISSION INSTRUCTIONS


Panel, Short Course, Perspectives and Poster abstracts can only be **submitted electronically** at: hub.winterbrain.org.

Reference the below instructions and submission specifications for panels, short courses, workshops and posters. Incomplete submissions will **not** be considered or reviewed. Should you have any issues email info@winterbrain.org.

To submit your proposal, please follow the instructions below:

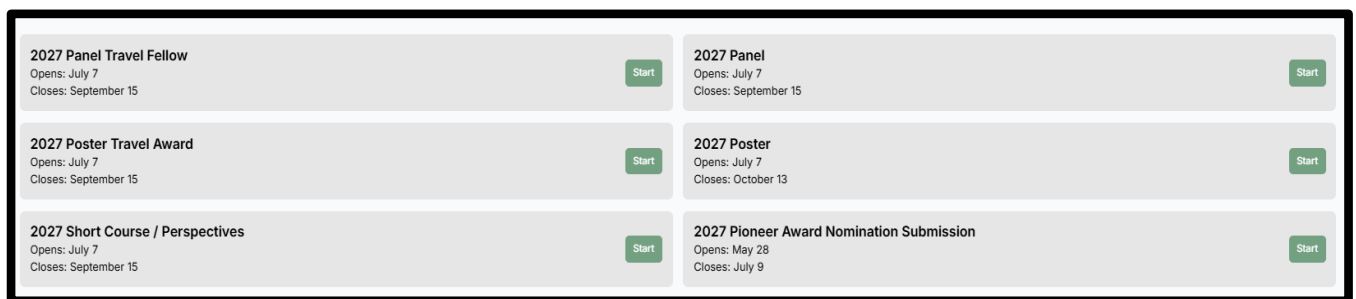
1. **Visit the 2027 Abstract Submission Portal and login: hub.winterbrain.org**
 - RETURNING USERS: If you do not know your password for the new hub system. Please select “Forgot Login? Click to Recover” at the bottom of the login page to obtain your login information.
 - NEW USERS: If you are a new submitter or your email address is not recognized by the system, please create a new account.

2. Click Submissions in the top left area of your screen, as seen below:

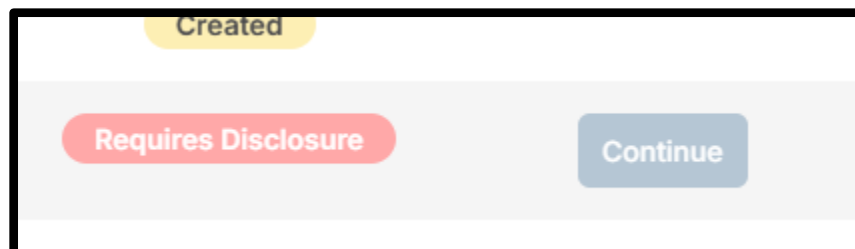


3. This is your Submissions Hub.

- You will now see a series of submission type boxes at the top of the page and a large table at the bottom of the page. The upper boxes each represent a single submission type that you can initiate (Panel, Posters, etc.). The lower table will show submissions that you have entered into the system OR that you have been added to by another user.
 - To start a new submission, click Start in one of the submission type boxes seen below.



- To continue an existing submission, in the lower table, click “Continue” in the row of the submission, as shown below.



Panel, Short Course, Perspectives Submission Instructions (CHAIR): The **Chair** must start the overall submission before each presenter can enter their title and financial disclosure.

CHAIRS:

1. Click “Start” in the 2027 Panel or 2027 Short Course/Perspectives rectangle.
2. Complete the Overall Submission Form:
 - a. Session title (200-character limit)
 - b. Research Area (select all that apply)
 - c. Overall Abstract (2,000-character limit) *The contribution of all the panelists should be described in the abstract. If you are chairing the session but not making a full presentation, please indicate your role by including a statement such as “... will provide introductory comments” or “...will lead discussion of the presentations.”*

Please [click here](#) for examples of well-written abstracts in the preferred Winter Brain format.

- d. Keywords
- e. Additional demographic questions

3. Chairs will next complete the “Participants & Role Selection” section (screen shot below). Comments have been added to this image to aid in navigation.

Participants & Role Selection *

Please select the participants for your submission. A chair and at least 3 presenters are required, but you may have up to 6 presenters.

You will automatically be added as the chair of the submission. To add yourself as a presenter:

- Enter your name into the profile search field and wait for the results to populate
- Select the correct profile from the drop-down list
- Select the ‘Presenter’ role from the radio button list to the left of the profile search field

Repeat the above steps for all participants.

As the submitter, you are already labeled as the Chair.

If you are also speaking, add yourself as a speaker.

Chair

Alex Hinnen

1. Presenter

Search for a profile

2. Presenter

Search for a profile

3. Presenter

Search for a profile

The first presenter spot will be for your first speaker and then you will add your second and so on. The order you add them is the order they will speak.

Begin typing in the box above to search for a user, give the system time to complete a search. If no user is found, click ADD NEW.

Add new

4. Once all presenters have been added, navigate to the bottom of the page and clicking the large **“Complete”** button. You will want to make sure to leave **“READY TO FINALIZE”** blank for now until each presenter has finalized their parts.
- a. NOTE: Clicking “complete” will automatically notify added speakers via email invitation to complete their components. Chairs can enter the component presentations for their speakers, but the speakers must complete their financial disclosures themselves. For a session to be ready for review, all individual presenter forms and the financial disclosures must be fully completed by each participant.
5. The Chair will now see the submission in the lower table on their Submissions Hub, example below. Notice, the rows underneath the overall Winter Brain submission indicate the added individual presenters. The top row is the overall session you just created, and the Status is “Waiting for participants to submit”. Here you have access to each presenter’s submission and can add their presentation title.

Submission Title	Submitter	Additional Information	Status	Action
	Alex Hinnen	Chair - test 3	Disclosure Completed	
	Miranda Ferrer	Presenter - test 3	Waiting for participant to submit	Continue
	Alex Hinnen	Presenter - test 3	Waiting for participant to submit	Continue
	Elizabeth Ent	Presenter - test 3	Requires Disclosure	Continue

6. Once all are marked as “Waiting for submitter to approve”, you can click on Continue next to the Overall Winter Brain Submission line, review the packaged session and sign your name on the last question labelled “READY TO FINALIZE?”, hit “Complete” and the status will change to “Ready for Committee Review”



Panel, Short Course, Perspective Submission Instructions (PRESENTER): You will need to be added to a session proposal by the chair. Then you will need to complete your presentation form and your financial disclosure. Once completed, the Chair will review and finalize the submission for review.

PRESENTERS:

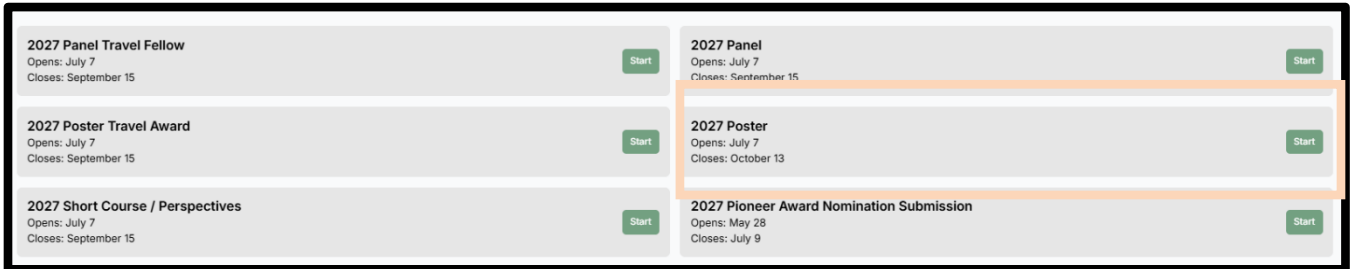
1. Navigate to hub.winterbrain.org, log in, click “Submissions” in the left menu bar. In the lower table you should see a listing for the proposed session. Click “Continue” next to the form with designated speaker label to take you to the appropriate form.
2. Fill in a Title (200 characters)
3. At the bottom of form click the large “Complete” button. You will return to the Submission Hub with a table of your submissions.
4. Click “Start” next to the **Financial Disclosure** title at the top of the Submission Hub to begin your financial disclosure. Complete the form by clicking the large “Complete” button to finish the submission.

Be sure to click on “Start” next to the Financial Disclosure to complete

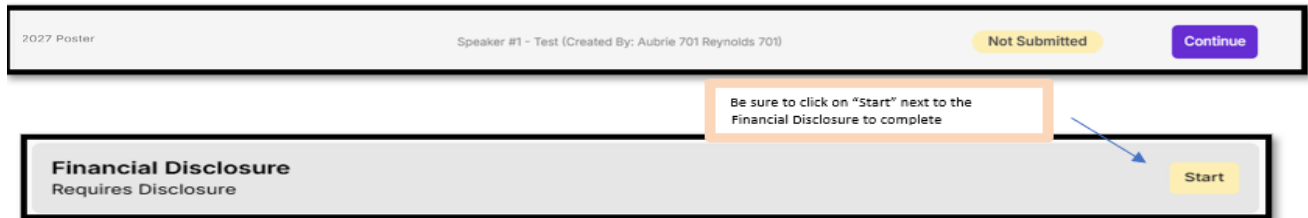


Poster Submissions: The information below should be submitted through the Winter Brain online submission portal by the posted deadline. To complete your poster submission:

1. Navigate to hub.winterbrain.org, log in, click “Submissions” on the left menu. Then select the Start button under the “2027 Poster” header to begin your poster submission.



2. Complete this form by entering the following:
 - a. Title (200-character limit)
 - b. Theme (Select all the Apply)
 - c. Abstract (2,000-character limit)
 - d. Co-Authors (names and affiliations)
 - e. Diversity Statement
3. Navigate to the bottom of the page and click the large “**Complete**” button to Submit. You will return to the previous page containing a table of your submissions.
4. Click “Start” next to the **Financial Disclosure** title at the top of the Submission Hub to begin your financial disclosure. Complete the form by clicking the large “Complete” button.



Your poster is now submitted, and the status will now reflect “Ready for Committee Review”.



Should you have any questions, please contact the Executive Office at info@winterbrain.org or call 615-324-2365.